
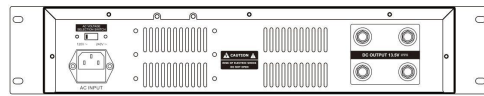


POWER SUPPLIES SERIES



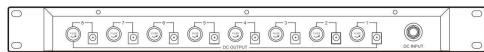
PRW-800
POWER SUPPLY



Rear Panel



PR-8CH
POWER SUPPLY



Rear Panel

PRW-800



FOUR PORT POWER SUPPLY

Specifications: Type:AC-DC
Voltage input:90-260V/AC
Voltage output:13.5V/DC
Total power input:300W
Power input for each port:75W
Dimensions:48x16x9.5cm

PR-8CH



EIGHT PORT POWER SUPPLY

Specifications: Type:DC-DC
Voltage input:13.5-15V
Power input:5-10A
Voltage output:13.5-15V
For each port power output:600-1200mA
Dimensions:48x15x5.5cm



ACCESSORIES SERIES >>>